

Thomasville[®] Artisan

CABINETY



MASTERBRAND
CABINETS, INC.

The Artisan Focus

August 2022


Visit us at

ThomasvilleCabinetry.com

Or

<https://www.THAHD.com>

Cottage Maple Nautical



- Solid Reverse Raised Panel Door
- Full Overlay Door Style
- 5-piece Flat Center Panel Drawer Front
- Drawer Fronts smaller than 5 3/4" high or drop front applications will have Slab Front.
- Solid Slab Drawer Front (DFSLB) available. See page 50.

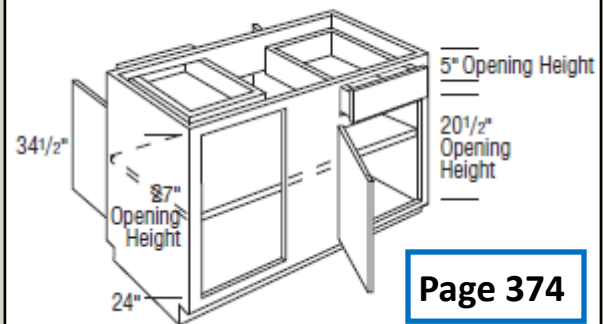
- Solid Slab Drawer Front Top (DFSLBT) available. See page 50.
- 1/8" EXL and/or EXR options recommended with altered depths, adjacent cabinets with opposite hinging, and cabinet adjacent to a fixed wall.
- When Maple Color or Brushed finishes are specified, the center panels of the selected style may be constructed of Medium Density Fiberboard (MDF). MDF provides a smoother finish when painted, and is more resistant to warping, expansion, and contraction.

Page 10

Maple \$391 LF
Cherry \$409 LF
Rustic Alder \$391 LF
Quarter Sawn Oak \$409 LF

Base Corner Full Width Peninsula

34 1/2" high, 24" deep



Page 374

BCFW39P L or R
BCFW42P L or R
BCFW48P L or R

- Includes one full depth adjustable shelf.
- Includes two 3" fillers, shipped unattached. Fillers are required for drawer and door opening clearance of adjacent cabinets.
- Door will be hinged on same side as blind section.
- Peninsula side will have one false front and one drawer.
- L or R denotes blind side of cabinet.
- Can be pulled 3".
- Specify location of modification (s) for front or peninsula side.
- Peninsula side on the 39" and 42" wide will have butt doors, and the 48" wide will have a center stile.
- Use of filler is required for full overlay doors to operate properly.

TH&A

Todd Haley & Associates

Adam Johnson
678-736-9934
ajohnson@toddhaley.com

Ginny Edens
770-424-7518
gedens@toddhaley.com

Paul Cunningham
615-681-2686
pcunningham@toddhaley.com

Thomas D. Clarke, CKD
225-240-0529
tclarke@toddhaley.com



What is your “Favorite Thing” about Artisan Cabinetry?
Preston Barnum, HD_2912 Madison, MS.

“When a Customer wants quality and value with all the conveniences, I go to Artisan. It has the flexibility that allows me to match all their dreams and more!”



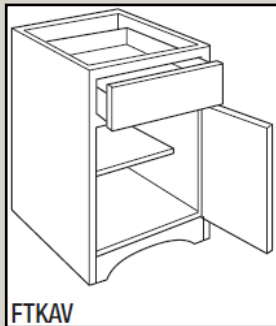
“One reason people resist change is because they focus on what they have to give up, instead of what they have to gain.” ~ Rick Godwin

Modifications

Embellishments

FTK.P Flush Toekick Peninsula


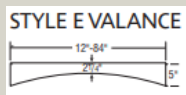
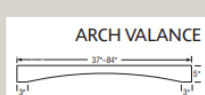
Page 46 & 92



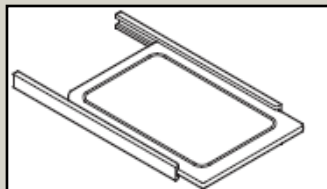
This modification will change the recessed toekick on a base or vanity cabinet to a Flush Toekick Valance of your choice.

- FTKAV.P - flush toekick arch peninsula
- FTKB.P - flush toekick style B peninsula
- FTKD.P - flush toekick style D peninsula
- FTKE.P - Flush toekick style E peninsula
- FTKH.P - flush toekick style H peninsula
- FTKJ.P - flush toekick style J peninsula
- FTKK.P - flush toekick style K peninsula
- FTKL.P - flush toekick style L peninsula

See these available styles under the Embellishment tab on pages 707 and 708. Here are some examples below.



Bread Board w/Installation Hardware



Kit Size	Cabinet Width
12"	12" Base
15"	15" Base
18"	18" Base
21"	21" Base
24"	24" Base

- BBOARDKIT12**
- BBOARDKIT15**
- BBOARDKIT18**
- BBOARDKIT21**
- BBOARDKIT24**

- Bread Boards are 21/32" thick.
- Kit is designed to be used with scooped drawer.

Page 722

Thank you for selling Artisan Cabinetry!
We need & appreciate your business! Please visit your website <https://www.THAHD.com>.

TH&A

Todd Haley & Associates



MASTERBRAND
CABINETS, INC.